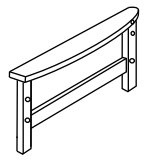
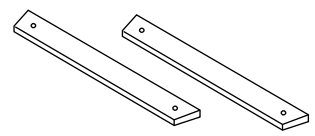

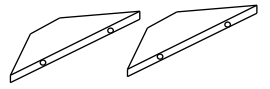
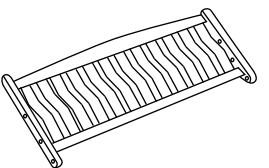
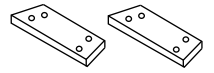
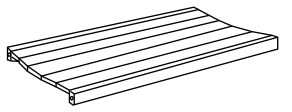
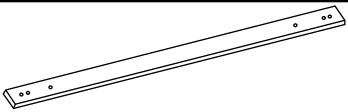
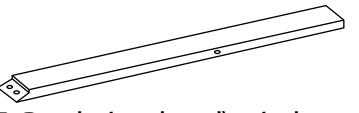
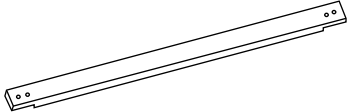
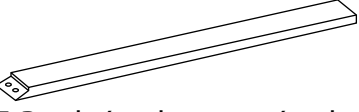
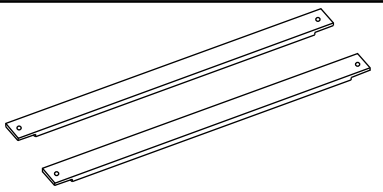
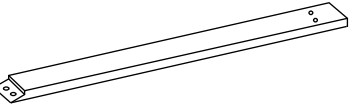
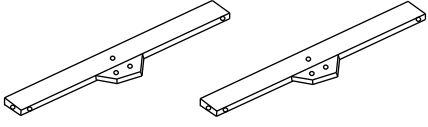
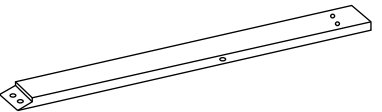
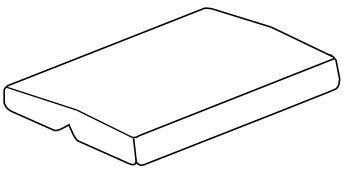
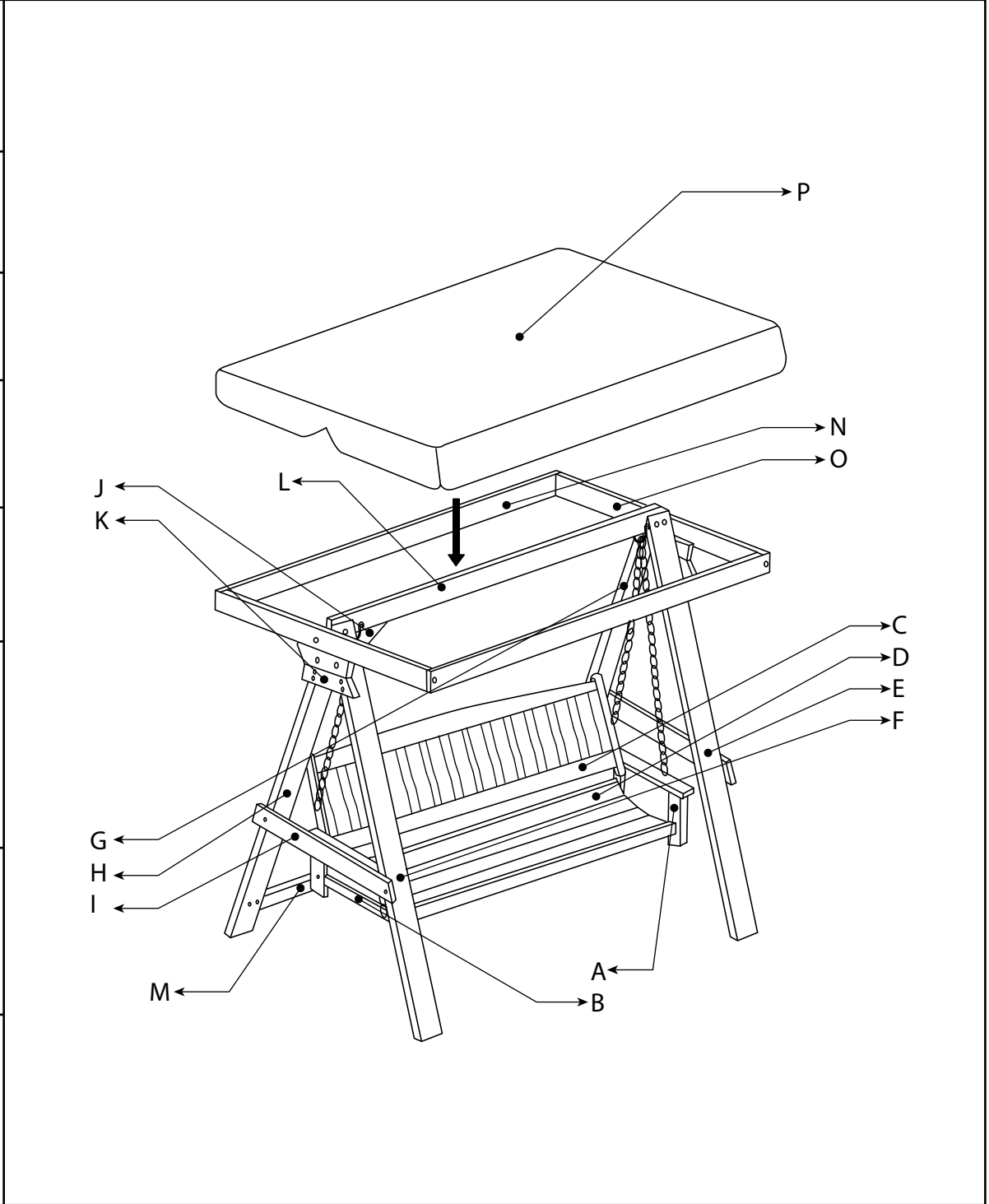

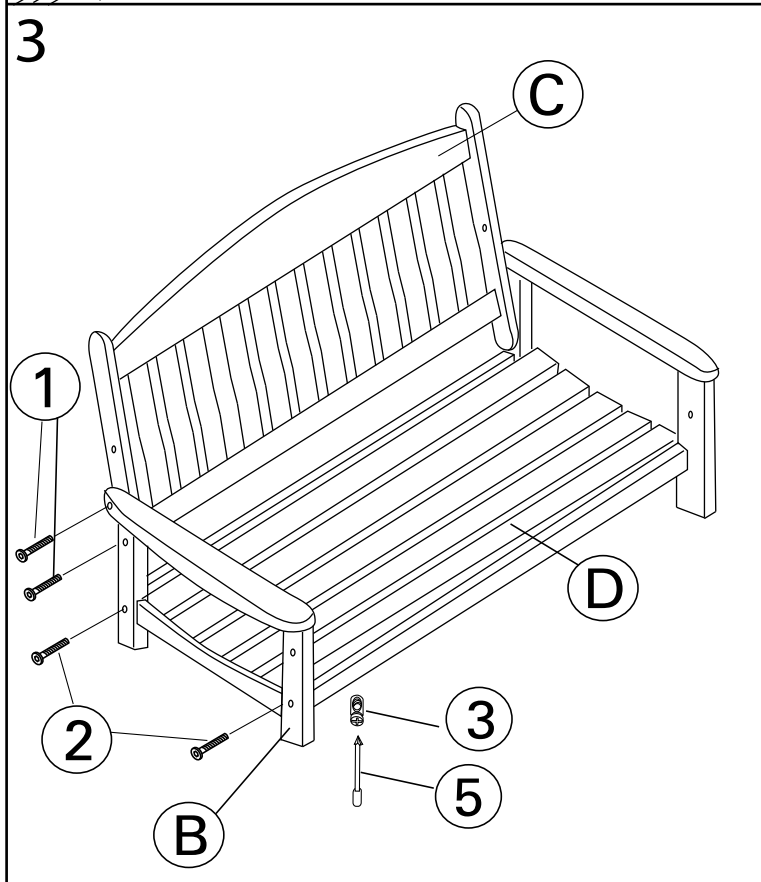
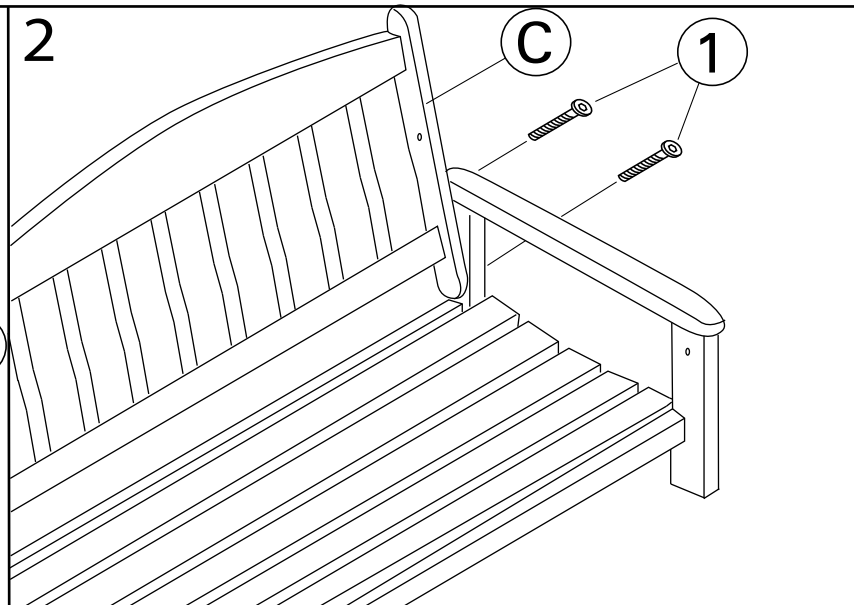
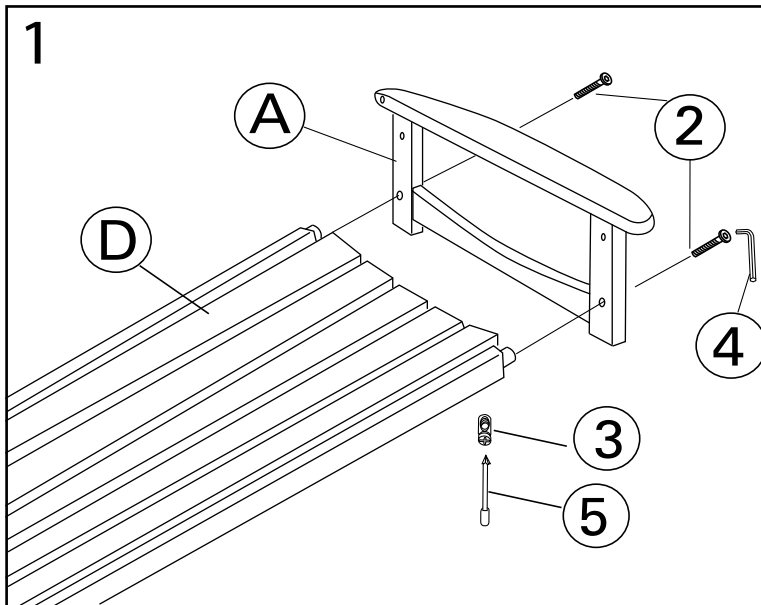
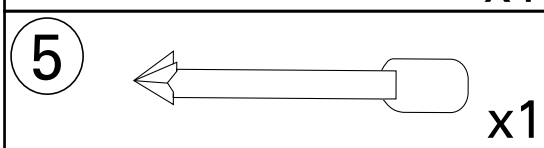

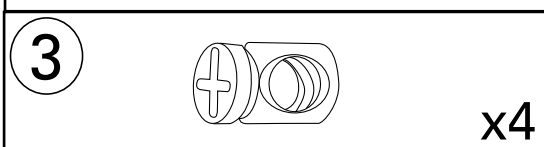
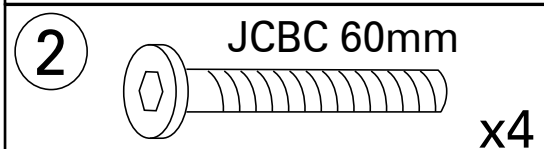
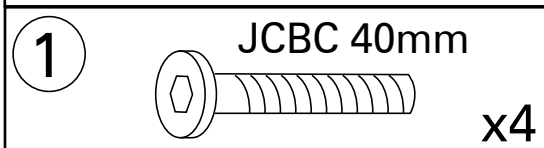
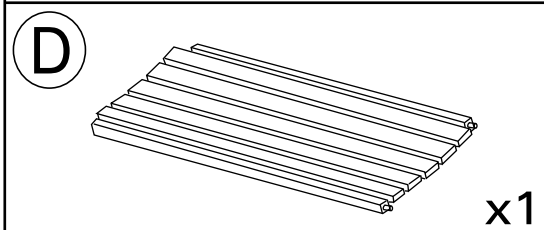
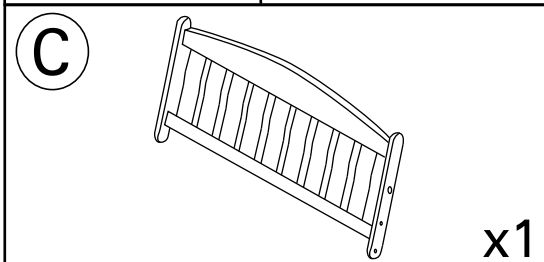
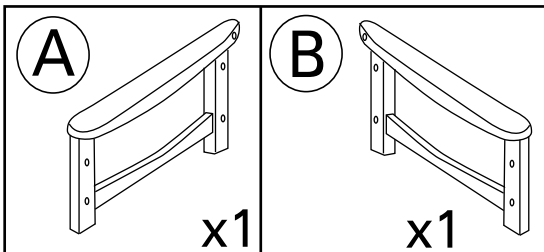


MONTÁŽNY NÁVOD

 <p>A. Bočný rám lavice - ľavý - 1ks</p>	 <p>I. Bočné vzpery - 2ks</p>
 <p>B. Bočný rám lavice - pravý - 1ks</p>	 <p>J. Vzpery horné - 2ks</p>
 <p>C. Operadlo lavice - 1ks</p>	 <p>K. Vzpery horné bočné - 2ks</p>
 <p>D. Sedák lavice - 1ks</p>	 <p>L. Vrchný rám - 1ks</p>
 <p>E. Predná noha - ľavá 1ks</p>	 <p>M. Spodný rám - 1ks</p>
 <p>F. Predná noha - pravá - 1ks</p>	 <p>N. Rám striešky dlhý - 2ks</p>
 <p>G. Zadná noha - ľavá - 1ks</p>	 <p>O. Rám striešky krátky - 2ks</p>
 <p>H. Zadná noha - pravá - 1ks</p>	 <p>P. Strieška - 1ks</p>



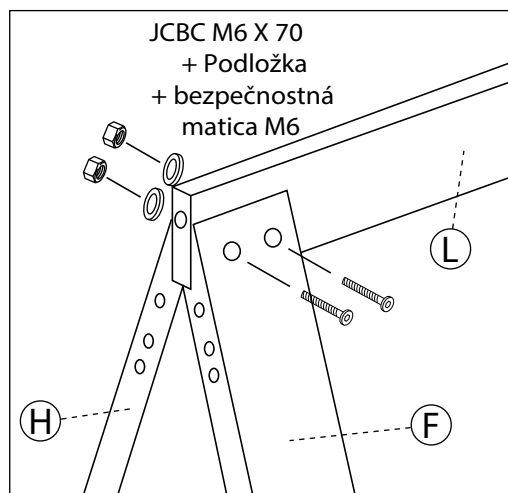
ČASŤ 1: LAVICA



ČASŤ 2: HLAVNÝ RÁM HOJDAČKY

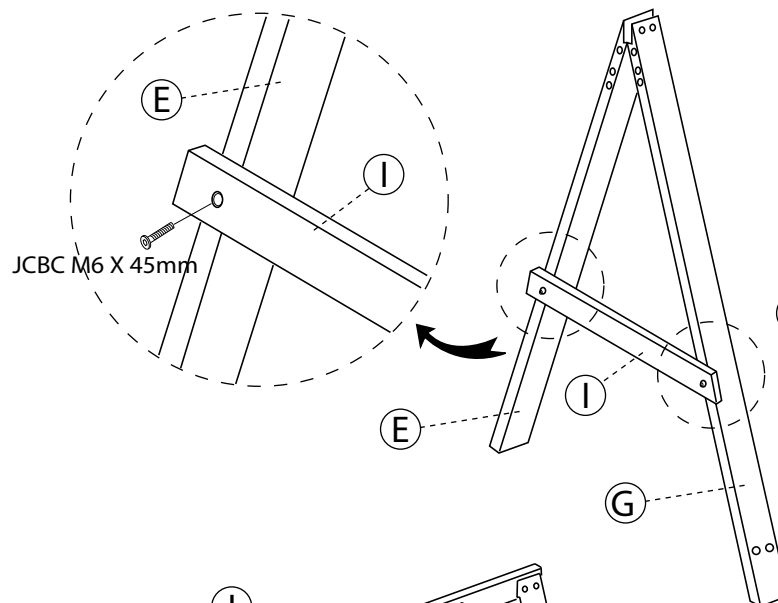
Krok 1

Pripevnite horný rám (L) k nohám



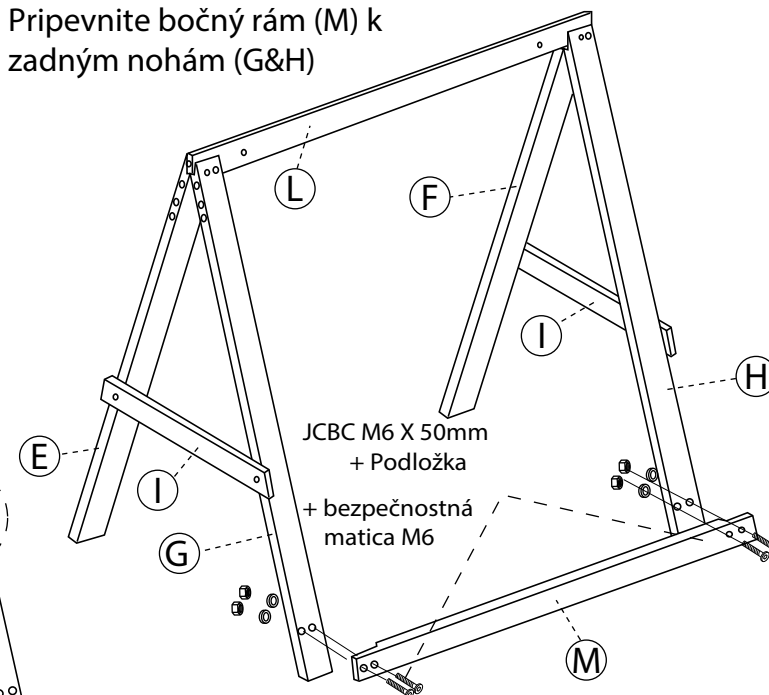
Krok 2

Pripevnite bočnú vzperu (I) k nohám (E&G / F&H)



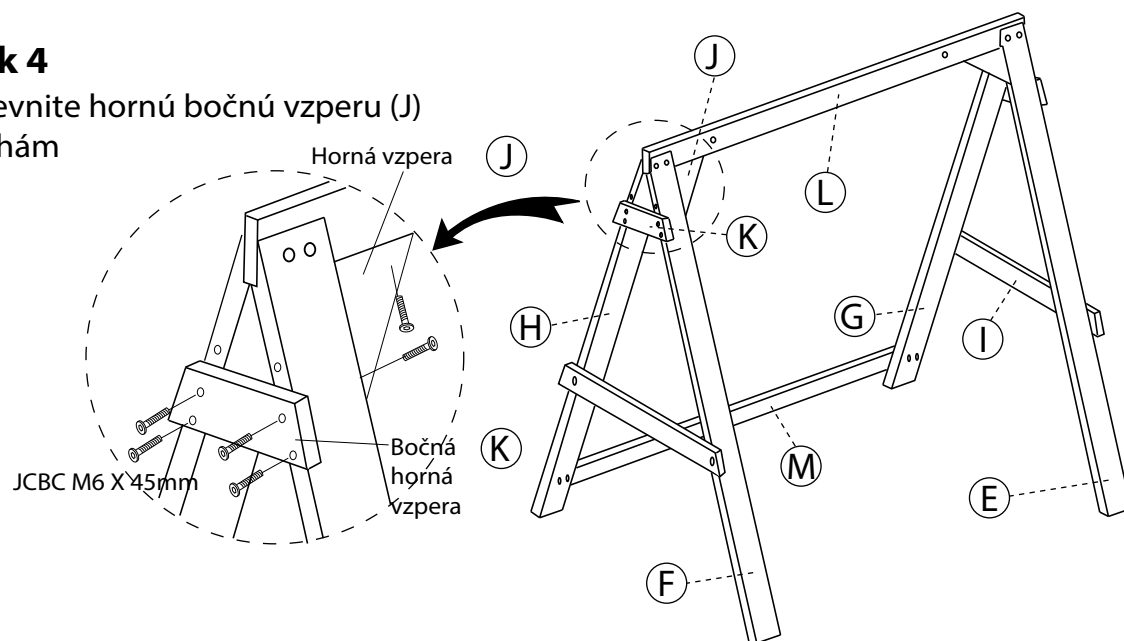
Krok 3

Pripevnite bočný rám (M) k zadným nohám (G&H)

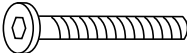
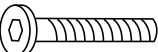



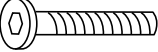


Krok 4

Pripevnite hornú bočnú vzperu (J) k nohám



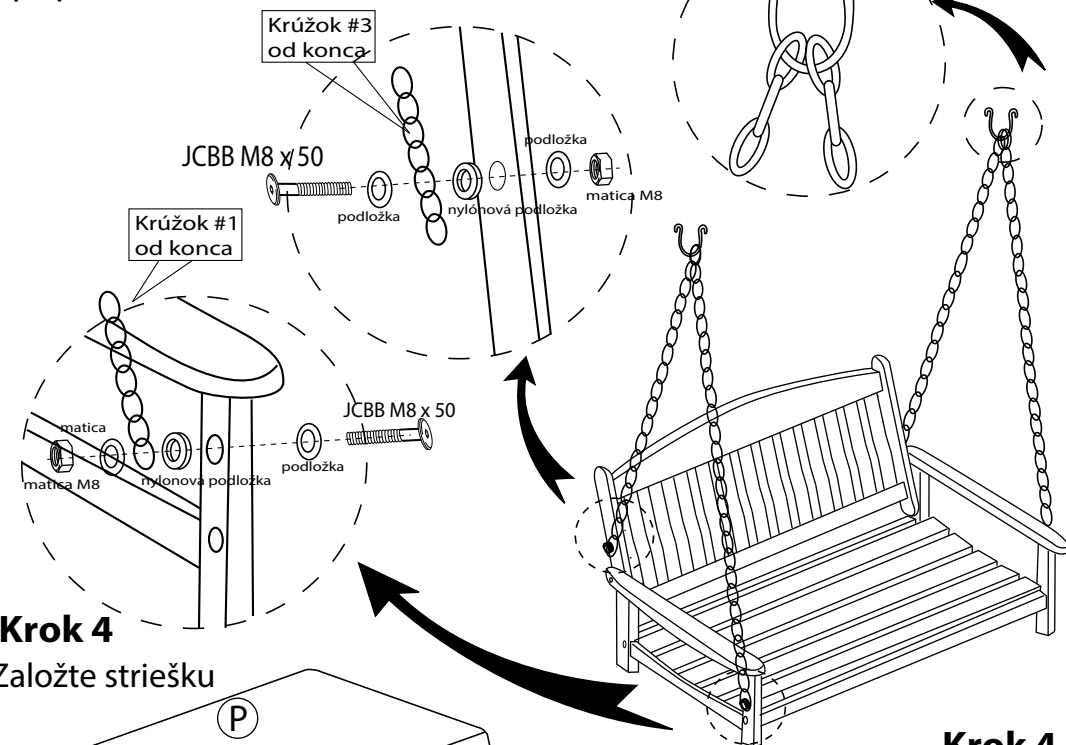
MONTAŽNÉ PRVKY

1. JCBC M6 X 70mm		- 4 ks
2. JCBC M6 X 45mm		- 20 ks
3. Bezpečnostná matica M6		- 8 ks
4. Podložka O13		- 8 ks
5. Kľúč		- 1 ks
6. JCBC M6x50mm		- 4 ks

* Nedoťahujte matice pokiaľ hojdačka nie je kompletne zostavená. Skrutky a matice kontrolujte pravidelne počas celej životnosti nábytku

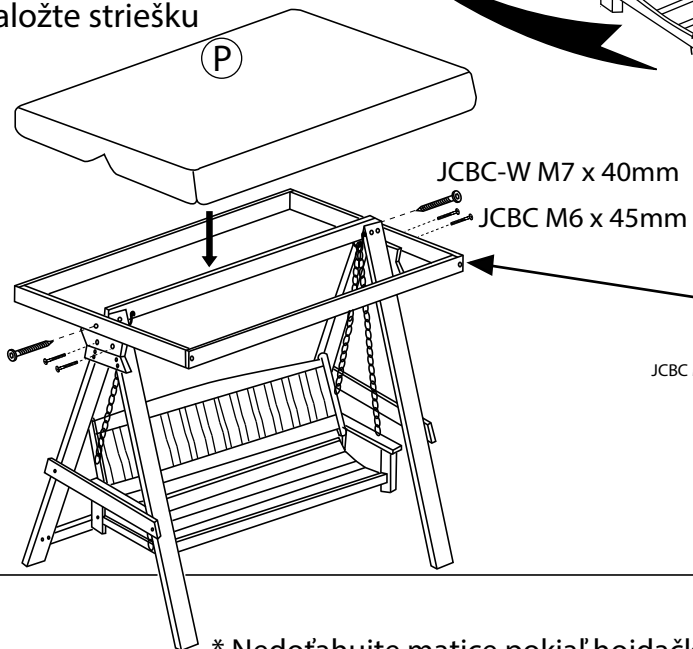
ČASŤ 3

pripevnite reťaz k rámu lavice



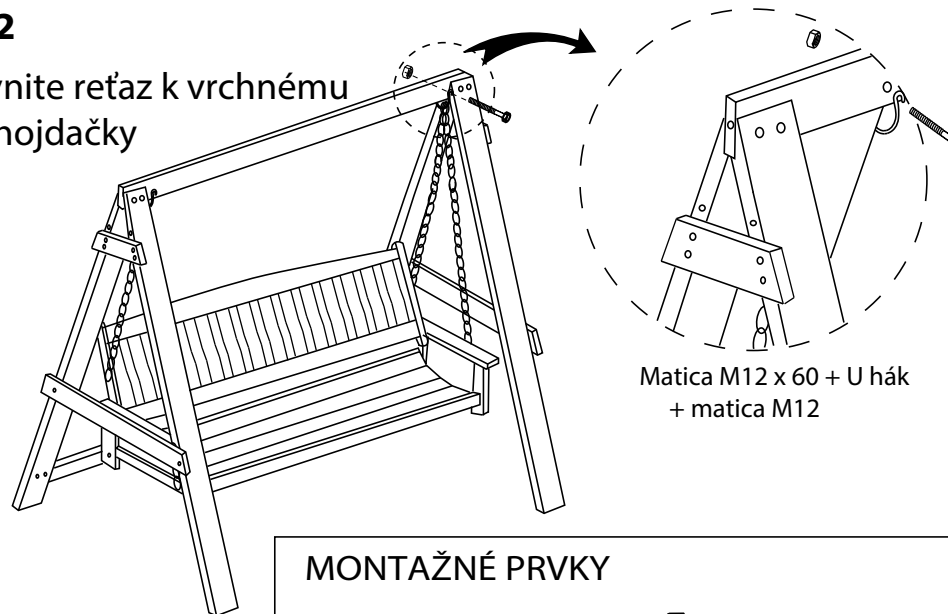
Krok 4

Založte striešku



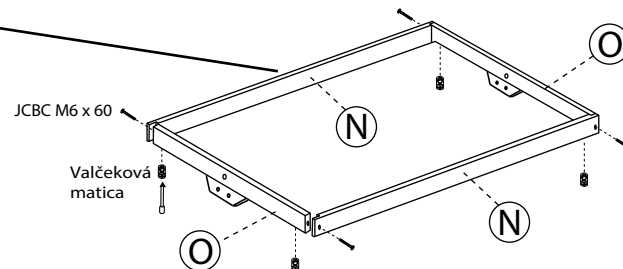
Krok 2

pripevnite reťaz k vrchnému rámu hojdačky



Krok 4

Pripevnite striešku s rámom k rámu hojdačky (N + O)



MONTÁŽNÉ PRVKY

1. Skrutka M12 x 60		- 2 ks
2. Matica M12		- 2 ks
3. U hák		- 2 ks
4. Reťaz		- 2 ks
		- 2 ks
5. Matica M8		- 4 ks
6. Imbusový kľúč M5		- 1 ks
7. JCBC M6 X 60mm		- 4 ks
8. JCBC-W M7 X 40mm		- 2 ks
9. Valčeková matica		- 4 ks
10. M19 Kľúč		- 1 ks
11. M13 Kľúč		- 1 ks
12. Nylonová podložka		- 4 ks
13. JCBB M8x50mm		- 4 ks
14. Podložka (M8x22x12)		- 8 ks

* Nedoťahujte matice pokiaľ hojdačka nie je kompletne zostavená. Skrutky a matice kontrolujte pravidelne počas celej životnosti nábytku